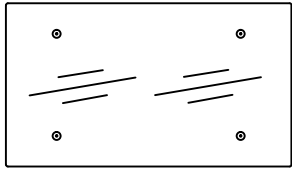


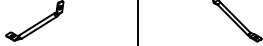


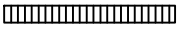





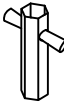



ASSEMBLY INSTRUCTION

PARTS LIST

1-1 Pc.	2-2 Pcs.	3-2 Pcs.	4-2 Pcs.	5-2 Pcs.
				

FITTINGS

A. $\varnothing 19 \times 35$ -4Pcs 	B. M8*80-4Pcs 	C. M8*40-4Pcs 	D. M6*12-8Pcs 	E. M8-4Pcs 
F. M8* $\varnothing 16 \times 1.5$ -4Pcs 	G. M8* $\varnothing 18 \times 1.5$ -4Pcs 	H. M8-1Pc 	I. M4-1Pc 	J. M5-1Pc 